



Homework

Year 3 Thursday 27th March

Please complete and return work completed in your homework book on Tuesday.

Dear Parents,

Please see below for homework this week.

Please remember:

- Reading Records to be in every day. They will be changed once a week. Please listen to them read and sign the Reading Record.
- Please remember to put your name in your uniform as we already have some lost jumpers and cardigans.
- Please can you check your child's pencil case regularly, as they do seem to run out of pencils, pens and glue very regularly.

Thank you for your continued support.

Ms Rowntree

Handwriting and Spelling

decide

describe

different

difficult

disappear

early



Maths

We are focusing on our Times Tables, so please can you go on TTRS and practice all Times Tables.

Instant Recall of $\times 8$ Table

$1 \times 8 = \underline{\quad}$	$8 \div 8 = \underline{\quad}$
$2 \times 8 = \underline{\quad}$	$16 \div 8 = \underline{\quad}$
$3 \times 8 = \underline{\quad}$	$24 \div 8 = \underline{\quad}$
$4 \times 8 = \underline{\quad}$	$32 \div 8 = \underline{\quad}$
$5 \times 8 = \underline{\quad}$	$40 \div 8 = \underline{\quad}$
$6 \times 8 = \underline{\quad}$	$48 \div 8 = \underline{\quad}$
$7 \times 8 = \underline{\quad}$	$56 \div 8 = \underline{\quad}$
$8 \times 8 = \underline{\quad}$	$64 \div 8 = \underline{\quad}$
$9 \times 8 = \underline{\quad}$	$72 \div 8 = \underline{\quad}$
$10 \times 8 = \underline{\quad}$	$80 \div 8 = \underline{\quad}$
$11 \times 8 = \underline{\quad}$	$88 \div 8 = \underline{\quad}$
$12 \times 8 = \underline{\quad}$	$96 \div 8 = \underline{\quad}$

RE





















We are in the period of Lent. We all made Lenten Promises, and I hope we are all managing to keep to these.

For homework I would like you to sequence the Stations of the Cross. You can use the attached format and cut and stick it, or if you prefer you can write and / or draw your own version.



The Stations of the Cross

Cut and paste the descriptions and match them with the pictures on this sheet.

						
<p>1.</p>						
						



Jesus meets his mother.	Jesus falls the first time.	Jesus is stripped of his garments.	Jesus falls the second time.	Jesus falls the third time.	Jesus dies on the cross.	Jesus is taken down from the cross.
Jesus is condemned to death.	Jesus meets the women of Jerusalem.	Jesus carries his cross.	Veronica wipes the face of Jesus.	Simon of Cyrene helps Jesus carry the cross.	Jesus is nailed to the cross.	Jesus is laid in the tomb.