



## Homework

### Year 3 Thursday 6<sup>th</sup> March

Please complete and return work completed in your homework book on Tuesday.

Dear Parents,

Please see below for homework this week.

**Reading** - Please remember to read with your child **daily** and support them with understanding through comprehension of the text and not just decoding. Please sign and date the reading record.

Please remember:

- Reading Records to be in every day. They will be changed once a week.
- Please remember to put your name in your uniform as we already have some lost jumpers and cardigans.
- Please can you check your child's pencil case regularly, as they do seem to run out of pencils, pens and glue very regularly.

Thank you for your continued support.

Ms Rowntree

### Science Poster

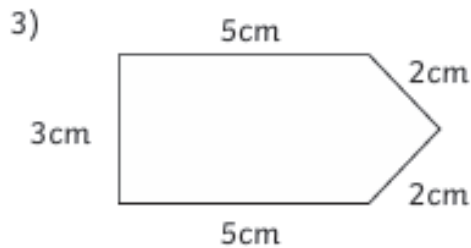
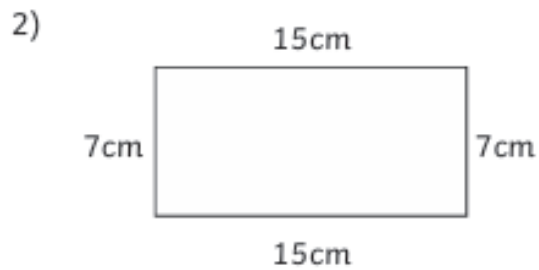
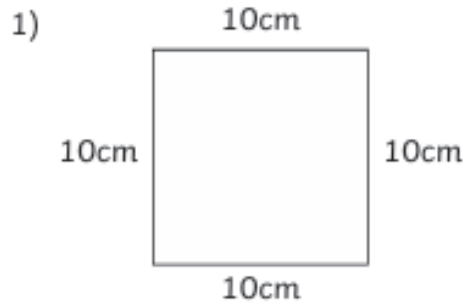
Next week is National Science Week. As part of this we are entering a competition to design a poster on the chosen theme. The theme for 2025 is '**Change and adapt**, – there are loads of Science and STEM topics to be explored. Pupils could create a poster showing how plants and animals adapt to changing seasons or surroundings, or how humans have adapted to changing technology. They could look at climate change and how we can adapt our behaviours to protect the environment, or their favourite science experiment and how it shows change. I will provide everyone with a piece of A4 paper to create their poster. You can use felt tips / cut out pictures / drawings. The more creative the interpretation of the theme, the better! Please find the Trust poster attached for more details. This will give suggestions on what you could add to your poster. Please bring these in on **Tuesday 11th March** for them to be judged by the Trust.

Additionally, if your child is enthusiastic about conducting their own investigations at home, we encourage them to do so. They will be invited to share their findings at the Science Fair on Monday, where they can showcase their work and engage in interactive experiments with their peers. Please send lots of photos to your class teacher so that we can add them to our class news.



## Maths

Calculate the perimeter of each of these shapes. Write the answer inside the shape. Always check the units of measure and remember that these drawings are not to scale!



## Handwriting

breath

breathe

build

busy

business