












English	CURRICULUM INFORMATION Autumn 2025 YEAR 3		Maths
 <p>Narrative writing Poetry Non-chronological reports</p> <p>Grammar focus:</p> <ul style="list-style-type: none"> Extend the range of sentences with more than one clause by using a wider range of conjunctions, including when, if, because, although. Use the present perfect form of verbs in contrast to the past tense. Choose nouns or pronouns appropriately for clarity and cohesion and to avoid repetition. Use conjunctions, adverbs and prepositions to express time and cause. Use fronted adverbials. Use commas after fronted adverbials. Indicate possession by using the possessive apostrophe with plural nouns. Use and punctuate direct speech. 	<p style="text-align: center;">RE</p>  <p>Autumn 1 Branch 1: Creation and Covenant.</p> <ul style="list-style-type: none"> Explore the first Creation story in Genesis and understand that we are made in the image of God. Make links between the Creation story and the belief that we are created equal and link this to CST about human dignity. Describe stewardship making links between Genesis and people's actions today. Understand the Pope Francis' letter, Laudato Si, teaches people to have a loving relationship with God, each other and the world. <p>Autumn 2 Branch 2: Prophecy and Promise.</p> <ul style="list-style-type: none"> Recognise that Sunday is a holy day for Christians and link this to Genesis and Sunday as a day of rest. Describe how Catholics celebrate Mass using prayers, signs and actions. Understand that Joseph puts his trust in God when the angel appears and make links between his message and the words of Isaiah. Understand that angels bring God's message in the Gospels of Matthew and Luke. 		 <ul style="list-style-type: none"> Place Value and Regrouping Counting on and back Estimation Measure Mental fluency Written addition and subtraction Problem solving Statistics Angles 2D shapes Perimeter <p>TT Rock Stars</p>
<p>Class book: The Indian in the Cupboard by Lynne Reid Banks</p> <p>Key texts:</p> <p>Narrative: The Paper Bag Princess by Robert Munsch.</p> <p>Poetry: Words Are Ours by Michael Rosen and The Magic Box by Kit Wright.</p> <p>Non-chronological Report: Atlas of Adventures, illustrated by Lucy Letherland.</p>	<p style="text-align: center;">History</p>		<p style="text-align: center;">Music</p>
<p style="text-align: center;">Science</p>  <p>Rocks</p> <ul style="list-style-type: none"> Compare and group together different kinds of rocks on the basis of their appearance and simple physical properties. Describe in simple terms how fossils are formed when things that have lived are trapped within rock. Recognise that soils are made from rock and organic matter. <p>Forces and Magnets</p> <ul style="list-style-type: none"> Compare how things move on different surfaces 	 <p>Stone Age to Iron Age: Would you prefer to live in the Stone Age, Iron Age or Bronze Age?</p> <ul style="list-style-type: none"> Recognise that prehistory was a long time ago and was the beginning of the history of mankind. Use archaeological evidence to learn about prehistoric houses. Use archaeological evidence to investigate the Bronze Age and explain the limitations of this evidence. Explain how bronze transformed prehistoric life. Understand the importance of trade during the Iron Age. Compare settlements in the Neolithic and Iron Age. 		<ul style="list-style-type: none"> Sing "in-tune." Compose and perform actions for songs. Explore rounds and develop greater independence in performance. Play un-tuned and tuned percussion instruments with control and precision, following a variety of notations. Begin writing staff notation. Recognise and identify rhythmic phrases. Compose a "Story in sound" inspired by an earthquake. Use body percussion or percussion instruments. Remix "Shake, shake, shake the earthquake song." Begin playing the Recorder: basics and notes B and A.

<ul style="list-style-type: none"> • Notice that some forces need contact between two objects, but magnetic forces can act at a distance • Observe how magnets attract or repel each other and attract some materials and not others • Compare and group together a variety of everyday materials on the basis of whether they are attracted to a magnet, and identify some magnetic materials • Describe magnets as having two poles • Predict whether two magnets will attract or repel each other, depending on which poles are facing 		<ul style="list-style-type: none"> • Begin playing melodies on the chime bars using staff notation. • Learn about drones and ostinato patterns. • Compose a 4-bar rhythm. • Compose new lyrics for a known melody. • Ukulele: perform melodies on open strings and may begin to use some “fingered” notes. • Listen to music with attention to detail, noting down thoughts and observations.
Computing	Geography	PSHE - Jigsaw
<div style="text-align: center;">  </div> <ul style="list-style-type: none"> • Online safety. • Email. • Route planners. 	<div style="text-align: center;">  </div> <p>Volcanoes: Why do people live near volcanoes?</p> <ul style="list-style-type: none"> • Name and describe the layers of the Earth. • Explain how and where mountains are formed. • Explain why volcanoes happen and where they occur. • Recognise the negative and positive effects of living near a volcano. • Explain what earthquakes are and where they occur. • Observe and record the location of rocks around the school grounds and discuss findings. 	<ul style="list-style-type: none"> • Being Me in My World. • Celebrating Difference. <div style="text-align: center;">RSE</div> <ul style="list-style-type: none"> • Get Up. • The Sacraments. • We don't have to be the same. • Respecting our bodies.
Creative – Art/D&T	Spanish	PE
<div style="text-align: center;">  </div> <p>Art</p> <ul style="list-style-type: none"> • Painting & Mixed Media – prehistoric painting. <p>D&T</p> <ul style="list-style-type: none"> • Sculpture and 3D – Creation station. 	<div style="text-align: center;">  </div> <p>Aprendo espanol (I am learning Spanish) Through the Language Angels scheme of work, we will have the knowledge and skills to be able to introduce ourselves, say how we feel and have a wider appreciation for the country/countries where Spanish is spoken.</p> <p>Los animales (Animals) Through the Language Angels scheme of work, we will be able to recognise, recall, remember and spell up to ten animals with their indefinite article.</p>	<p>Autumn 1 & 2</p> <ul style="list-style-type: none"> • Ball skills • Fitness • Gymnastics

Our PE days are: Monday & Thursday.

Homework – weekly Thursday to Tuesday – including Spellings and Reading.