



CURRICULUM INFORMATION

Spring 2024

YEAR 3

RE



Spring 1

Branch 3: Galilee to Jerusalem


- Retell, in any form, the visit of the Magi and explain what the visit of the Magi and the gifts they bring show us about Jesus.
- Show knowledge of two parables of Jesus, making links between them, to show some understanding of what the kingdom of God is like.
- Retell one of Jesus' parables, making simple links between the chosen parable and Jesus' message about the kingdom of God.
- Recall the 'Our Father' prayer and make simple links between the prayer and building the kingdom.

Spring 2

Branch 4: Desert to Garden

- Retell in any form the story of the feeding of the five thousand.
- Recall the words and actions of Jesus at the last supper and make simple links with his words and actions in the miracle of the loaves.
- Describe how Jesus showed his love at the Last Supper and how he shares this love when people celebrate their first Eucharist.
- Recognise that the Church teaches that the Eucharist is the meeting point where God gives himself to communicants as food; they receive the Body of Christ and become ever more united in his Body the Church

English



Persuasive writing
Narrative writing

Grammar focus:

- Extend the range of sentences with more than one clause by using a wider range of conjunctions, including when, if, because, although.
- Use the present perfect form of verbs in contrast to the past tense.
- Choose nouns or pronouns appropriately for clarity and cohesion and to avoid repetition.
- Use conjunctions, adverbs and prepositions to express time and cause.
- Use fronted adverbials.
- Use commas after fronted adverbials.
- Indicate possession by using the possessive apostrophe with plural nouns.
- Use and punctuate direct speech.

Class book:

The Firemaker's Daughter
by Philip Pullman

Key texts:

Fables: The Lion Inside.
Persuasive: Stella and the Seagull.
Narrative: Alice's Adventures in Wonderland.


Maths



- Written addition and subtraction
- Angles
- 2D shapes
- Perimeter
- Multiplication - 3,4 &8
- Division – 1,2,3,4,5 and 8 times tables
- Multiplication and division- Worded Problems
- Fractions - Finding Fractions of Discrete and Continuous Quantities
- Ordering and comparing fractions
- Adding and subtraction fractions
- Multiplication- Formal Written Multiplication

TT Rock Stars

Science



Animals including humans

- Identify that animals including humans need the right types and amount of nutrition, and that they cannot make their own food; they get nutrition from what they eat
- Identify that humans and some other animals have skeletons and muscles for support, protection and movement

British Science Week

History


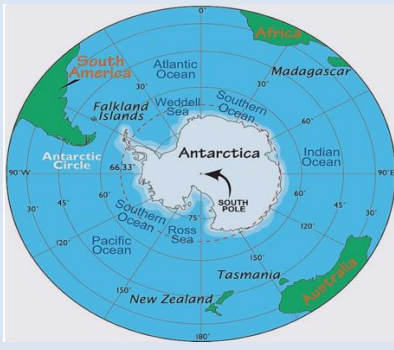




Why did the Romans settle in Britain?

- Understand why the Romans invaded Britain.
- Create a visual interpretation of Boudicca.
- Understand how Roman soldiers were equipped for war.
- Understand Roman army battle formations.
- Make inferences about life in Roman times.
- Identify the Roman legacy in Britain.

Music

- Listen to music linked to class topics and from around the world.
- Sing a variety of songs, including rounds.
- Improve knowledge of rhythms and notation (both rhythm and pitch).
- Perform a melody on the chime bars.
- Begin to be aware of accompaniment devices such as drone and ostinato patterns.
- Learn to play the C major chord on the ukulele. Play a simple melody using open strings. Begin to understand "fingered" notes.
- Begin learning about the piano keyboard. Learn how to improvise using the pentatonic scale.
- Compose a simple melody for chime bars.
- Participate in a class vocal and body percussion performance.

<p style="text-align: center;">Computing</p>	<p style="text-align: center;">Geography</p>	<p style="text-align: center;">PSHE - Jigsaw</p>
<div style="text-align: center;">  </div> <p>Touch Typing</p> <ul style="list-style-type: none"> Learn correct finger positioning on the keyboard and understand when to use the left or right hand. Learn how to type numbers accurately and to use the shift key for capital letters. Practise typing punctuation marks and symbols and build accuracy with simple words. Practise typing sentences using capital letters, spaces, and full stops. <p>Route Planners</p> <ul style="list-style-type: none"> Create 2Go commands to move a turtle along a route. Create commands in 2Go in which the turtle turns using rotation. Plan algorithms and write 2Go code that uses angle of turn. Use 90° and 45° angles in 2Go. Use the repeat algorithm and coding in 2Go. 	<div style="text-align: center;">  </div> <p style="text-align: center;">Who lives in Antarctica?</p> <ul style="list-style-type: none"> Understand the position and significance of lines of latitude. Describe the location and physical features of Antarctica. Describe the human features of Antarctica. Use four-figure grid references to plot Shackleton's route to Antarctica. Plan a simple route on a map using compass points. Follow instructions involving compass points and map a simple route. 	<ul style="list-style-type: none"> Dreams and goals Healthy me <p style="text-align: center;">RSE</p> <ul style="list-style-type: none"> What am I feeling? We examine our feelings and try to understand them and what causes them. What am I looking at? We compare our own life experiences to what we see through fake reality presented to us by television, magazines, and adverts. I am thankful. We identify that particular feelings and actions may make us act inappropriately and so we learn how to build resilience in various ways, including choosing to be thankful. Life cycles. We explore the nature of human conception and birth through the knowledge that we were handmade by God with our parents' help and end with a thanksgiving meditation.
<p style="text-align: center;">Creative – Art/D&T</p>	<p style="text-align: center;">Spanish</p>	<p style="text-align: center;">PE</p>
<div style="text-align: center;">  </div> <p>Art</p> <ul style="list-style-type: none"> Drawing – Growing artists. <p>D&T</p> <ul style="list-style-type: none"> Textiles – Egyptian collars. 	<div style="text-align: center;">  </div> <p>Los Instrumentos (Instruments) Through the Language Angels scheme of work, learn about ten instruments using definite articles and determiners and say/write short phrases about them.</p> <p>Se..... (I know how to...) Through the Language Angels scheme of work, learn ten action verbs and form sentences using simple conjunctions describing what I know and do not know how to do.</p>	<p>Spring 1</p> <ul style="list-style-type: none"> Hockey Swimming <p>Spring 2</p> <ul style="list-style-type: none"> Dodgeball Swimming

Our PE days are: Tuesday & Friday.

Homework – weekly Thursday to Tuesday – including Spellings and Reading.